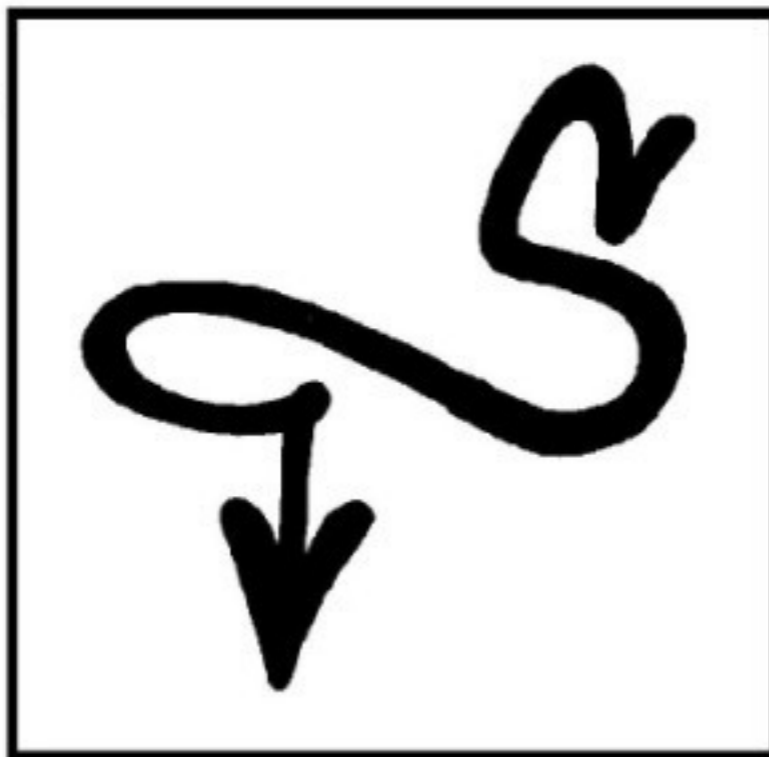



DRAW A GRAFFITI OUTLINE LETTER FROM A TAG LETTER

© BY GRAFFITI DIPLOMACY


STEP 1.
DRAW A TAG
LETTER "S"
WITH AN
ARROW ON
THE END.



STEP 2.
DRAW OVER
THE LETTER
WITH THE
SIDE OF A
SMALL PIECE
OF CRAYON
TO MAKE
THE LETTER
THICKER.



STEP 3.
DRAW A LINE
AROUND THE
OUTER EDGE
TO CREATE
AN OUTLINE
FOR THE
LETTER.



STEP 4.
PLACE A
CLEAN SHEET
OF PAPER
ON TOP AND
TRACE JUST
THE OUTLINE.
THIS IS YOUR
FINISHED
GRAFFITI
LETTER.

